

Washburn Law

By the Numbers

2019 Incoming Class Profile

100 Students **50%** Female

61% Kansas Residents **50%** Male

39% Nonresidents **34%** Diversity*

Nonresident students in this class come from Arizona, Arkansas, California, Colorado, Florida, Georgia, Hawaii, Illinois, Iowa, Kentucky, Mississippi, Missouri, Nebraska, Nevada, New York, Ohio, Oklahoma, Texas, Utah, and Wyoming.

*Includes self-reported racial identity, gender identity, and/or sexual orientation

Our Strengths Are Your Benefit

A **Family Law**
preLaw Magazine 2018

A **Business Law**
preLaw Magazine 2018

A **Trial Advocacy**
preLaw Magazine 2019

B+ **Best Value Law School**
preLaw Magazine 2018

B+ **Practical Training**
preLaw Magazine 2018

#3 **Government Law (Public Interest)**
preLaw Magazine 2018

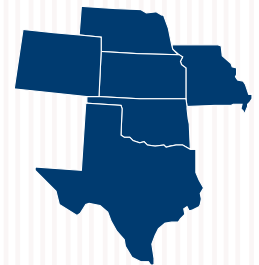
#20 **Legal Writing**
U.S. News & World Report 2020 Edition

7:1 : 1

Student-to-faculty ratio

98%

of 2019 graduates received **law practice experience** through an externship or the Washburn Law Clinic.



Residents of

six

states qualify for **in-state tuition** at Washburn. Active duty and military veterans may also qualify.

The **Washburn Law Clinic** is ranked in the top

1/3

of Law Clinics nationwide.

U.S. News & World Report
2020 Edition



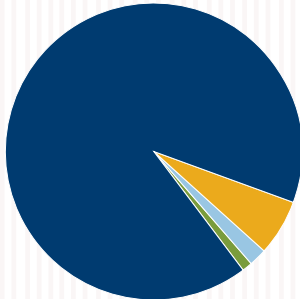
Washburn Law

By the Numbers



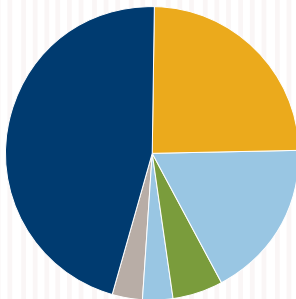
Graduate Employment - Class of 2018

EMPLOYMENT STATISTICS



91% Employed
 6% Seeking
 2% Pursuing advanced degree
 1% Start date deferred
 0% Not seeking

EMPLOYMENT CATEGORIES



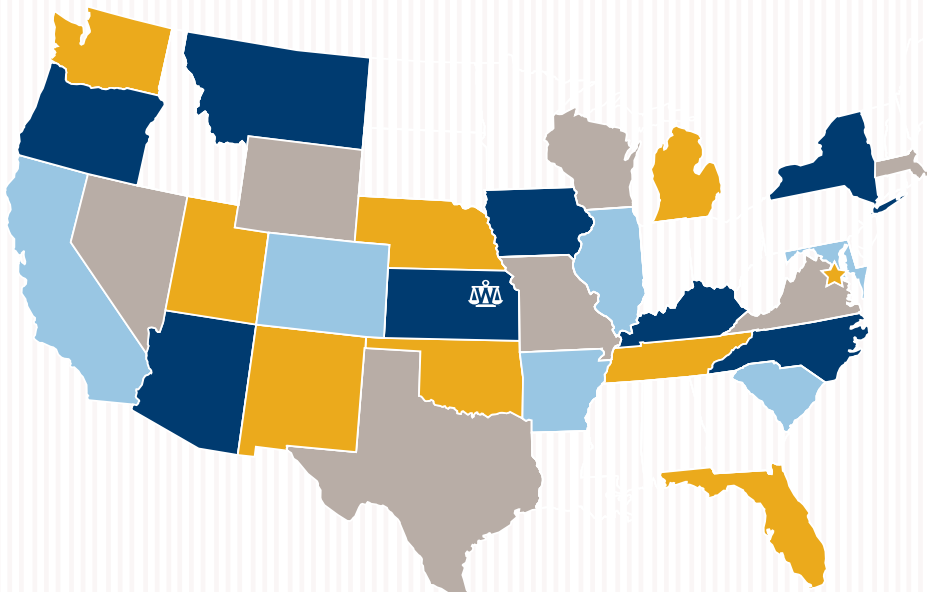
46% Private practice
 24% Government*
 17% Business and industry
 5% Public interest
 3% Judicial clerkship
 3% Education

* Includes prosecutors and public defenders

Class of 2018 information includes full- and part-time, short- and long-term employment, and excludes graduates for whom employment status was unknown at the time of reporting.

For a detailed breakdown of all graduate employment outcomes, see the Official ABA Employment Summaries: washburnlaw.edu/career/statistics.

Classes of 2016 - 2018 are working in **28/50** U.S. States and Washington, D.C.



Data current as of August 1, 2019

UBE

Washburn Law is in one of

36

jurisdictions that have adopted the **transferable Uniform Bar Exam**.



Washburn Law graduates have

33%

less debt upon graduation than the national average for law schools.

*Class of 2018
 U.S. News

